

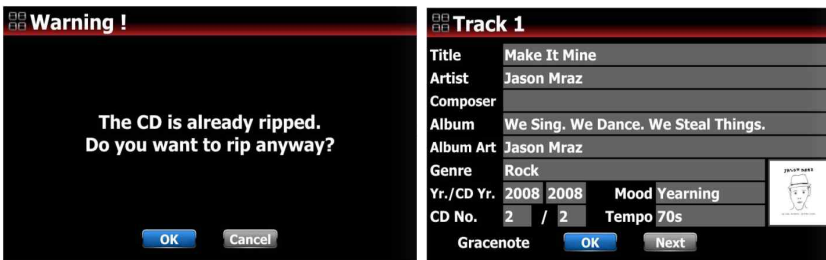
The X45 Official Firmware Release Note (R1780)

- ① Release date : 20th of September, 2022
- ② The version of updated firmware : R1780
- ③ Refer to the below for the contents updated from R1721 to R1780

A. New Functions

1 Enhancement of CD Ripping function

1-1. when trying to rip the same CD twice



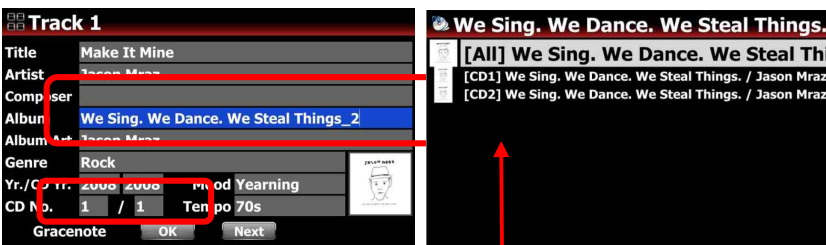
① If you insert the same CD and start ripping when the CD is already ripped to DB, the message shown on the left appears.

② If you click OK, Tag edit window appears with CD no(2 / 2) inserted by itself



③ If you click OK in the tag edit window, a message asking " the same album name already exists.~~~~~" appears.

④ If you click OK on the message window, it will start ripping right away



⑤ If you click Cancel to return to the previous tag edit window as shown left.

⑥ If you change the album name in the tag edit window, CD no is automatically changed to 1/1.

⑦ Click OK to start ripping



You can see the results of merged CD ripping and ripped into two separate albums

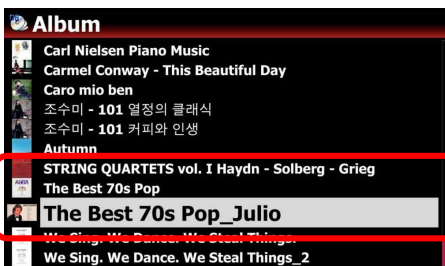
1-2. when ripping CDs with the same album name, but different contents(for example, 'The best of') or multi CDs



- ① If you insert the 2nd CD(The best of) and start ripping when 'The best of' CD is already ripped into DB, the tag edit window appears as shown on the left, and CD no is entered as 2 / 2.
- ② The rest of the procedure is the same from steps ③ to ⑦ described in 1-1 above



You can see the results of merged CD ripping and ripped into two separate albums



2 Enhancement of Scan Music DB function

2-1. when scanning the same album(folder) twice

Same as procedure 1-1 above

2-2. when scanning the album(folder) with the same album name, but different contents(for example, 'The best of') or multi CDs(folders)

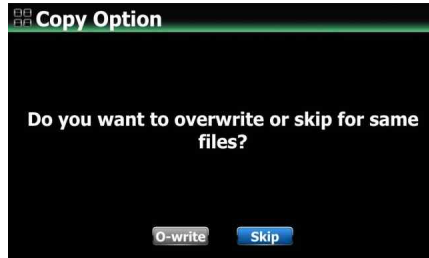


If 'The best of' album is already registered in the Music DB, and if you try scanning another 'The best of' album to register it in the DB, the left message will show up. After that, remaining procedure will be the same as described in 1-2 above.

3 Export function for Music DB and Playlist of new Music DB structure



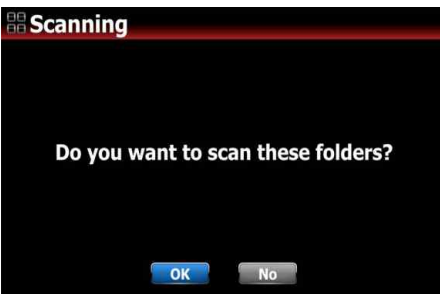
We added 'Export function' for Music DB and Playlist of new Music DB structure also with more useful features like 'Select All', 'format option', 'overwrite or skip option' and 'creation of m3u and pls files'



4 Reduced boot time by around 10 seconds

We improved the boot time to take about 10 seconds less

5 Scan Music DB function when copying or moving folders



You will be asked to run 'Scan Music DB' function immediately after copying/moving is finished. You can see the left message "Do you want to scan these folders? Yes / No" If you select "Yes", 'Scan Music DB' will be executed after copying or moving the folders.

6 To show a message indicating that scanning is in progress while scanning



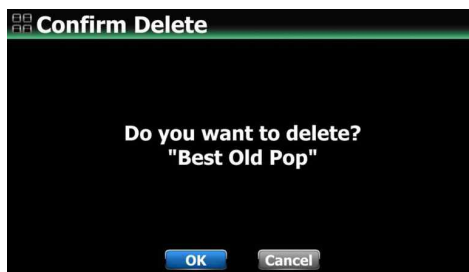
When scanning folders to register to the Music DB, the device will show a message 'Now scanning !!' on the home screen.

7 To show a message indicating that converting is in progress while converting 'Old Music DB' to 'New Music DB'



When converting 'Old Music DB' to 'New Music DB', the device will show a message 'Now converting !!' on the home screen.

8 To show confirmation message before deleting folder



Device will show up confirmation message when you try to delete the folder scanned in the Music DB in the Browser mode.

[9 To show confirmation message before copying or moving folder](#)



Device will show up confirmation message when you try to copy or move the folder scanned in the Music DB in the Browser mode.

[10 To create 'Backup' folder automatically for backup](#)

Previously, the backup function automatically created the 'My Music' folder in the target storage, so there was a problem that the backed up data was scanned back into the DB once again. We improved that device should create only 'Backup' folder and store data there to prevent from double scanning by itself.

[11 Added the function to export '.songs.db' file at SETUP](#)



We added a function to export '.song.db' file stored in the device flash memory, which is created when updating old Music DB to new Music DB. Please go to SETUP> Music DB> Export .song.db

[B. Improvement](#)

- [1 Improved the issue with jumping to the next track if there is an error in the streamed data caused by unstable network connection when playing Qobuz.](#)
- [2 Cleared the bug that FM radio doesn't play properly when you reboot the devices\(all models\) with WOL set to 'ON' at Setup](#)
- [3 Improved that, for NET share, our devices can be connected to Synology NAS based on SMB version 3.0](#)
- [4 Improved that, sometimes devices don't connect to Synology NAS via UPnP protocol](#)
- [5 Improved that device can be connected to Synology NAS via UPnP protocol](#)
- [6 Cleared the bug that, if the USB storage connected to the device is disconnected and then reconnected, the device doesn't recognize the USB storage properly](#)
- [7 Cleared the bug that "comma and three dots" always exits at the end of artist on the album list if you set as 'ON' for the 'Append Artist in Album view' at SETUP](#)
- [8 Cleared the bug that, noise comes out when playing PCM file after playing DSD file](#)
- [9 Improved to play with the best quality FLAC format when an internet radio station broadcasts with multiple formats like AAC, MP3 and FLAC](#)
- [10 Added 'Select All' item on the popup menu, which is useful to run 'Export Songs' function](#)

- 11 [Cleared the bug of overlapping the previous screen when pressing Home key after pressing SETUP key on the remote control on the now playing screen](#)
- 12 [Improved to remove three\(3\) dots attached to the album name and the album name/artist name on the album list of Music DB](#)
- 13 [Cleared the bug that, in case of playing music with Music X NEO during CD ripping, if the CD is ejected after CD ripping is completed, the screen will be overlapped with home screen](#)
- 14 [Cleared the bug that Gracenote does not work for adding coverart on the Album list screen](#)
- 15 [Cleared a bitrate display error on the screen while playing DAB+ station for all models which have DAB+ function](#)
- 16 [Improved to list up DAB+ stations on the screen in alphabetical order for all models which have DAB+ function](#)

Thank you very much!